

THE LITTLE BOOK OF
CYBER
SCAMS 2.0



THE
EASTERN
CYBER
RESILIENCE
CENTRE



The Eastern Cyber Resilience Centre (ECRC) is pleased to bring you 'The Little Book of Cyber Scams', reproduced by kind permission of The Metropolitan Police Service's Cyber Crime Unit.

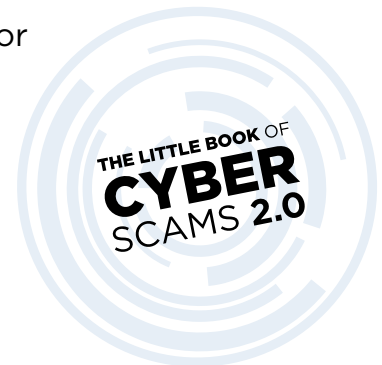
The online world has evolved rapidly over the past decade and created huge opportunities to allow businesses to grow and prosper. Unfortunately, it has also led to countless ways for criminals to exploit its vulnerabilities. This booklet has been designed to assist you in taking the necessary steps to defend your business and your customers against cyber criminals.

The ECRC is a police-led company, established to raise awareness of the changing cyber threats and to offer affordable solutions to help businesses and the third sector to improve their cyber resilience. Working in partnership with the seven regional Police forces and

in collaboration with local companies and universities, the centre is committed to reducing the likelihood of you becoming a victim to cyber scams.

The impact of cybercrime cannot be overstated – it can cause financial and reputational loss from which some companies never recover. But in many cases the risk of becoming a cyber victim can be dramatically reduced by following a few simple steps. I hope you find this booklet to be both useful and informative, and that it encourages you to protect your business and its data in the online world.

Paul Lopez
Managing Director



CONTENTS

- 1 Introduction**
- 3 Businesses**
- 4 Cyber Crime Types**
- 5 Cyber-dependent: Hacking**
 - 6 How to protect yourself from hacking
- 9 Cyber-dependent: DDoS**
 - 10 How to protect yourself from DDoS
- 11 Social Engineering - Hacking the Human**
 - 13 How to protect yourself from social engineering attacks
- 15 Payment Fraud**
 - 16 How to protect yourself from payment fraud
- 17 Malware**
 - 19 How to protect yourself from malware
- 21 Data Leakage**
 - 22 How to protect yourself from data leakage
- 23 Wi-Fi Hotspots**
- 25 Business Risks**
- 27 GDPR**
- 28 How to Report**
- 29 Further Advice**
- 32 Additional Support for Businesses**
- 33 Glossary**



INTRODUCTION

The Eastern Cyber Resilience Centre Ltd is pleased to bring you ‘The Little Book of Cyber Scams 2.0’, reproduced by kind permission of The Metropolitan Police Cyber Crime Unit.

This book has been specifically designed to offer advice relevant to both individuals and also Small and Medium Enterprises (SMEs) on staying safe in the cyber world.

With day to day life being increasingly tied to the internet, this book aims to highlight some of the dangers you might face, as well as offer advice on how to protect yourself.

Whether we are an individual or a business, we all rely on the internet. We buy and sell on it, speak to our friends, contact our customers, use it for logistical support or simply for entertainment. But with all the opportunities it brings, it is important to remember the risks.

Every day thousands of computer systems all over the world are attacked. There are criminals who take advantage of the anonymity of the online world to deceive, hack and steal if the opportunity arises.

If an attack is successful, it could have a significant effect on you. As an individual, you could have criminals access your online banking, or even lose access to your family photos, unless you pay them a ransom.

This doesn't mean you shouldn't use the internet. Implementing a few, simple, security processes and making your friends and family, or your staff aware of the threats, can make a significant difference to your chances of becoming the victim of a cyber criminal.

This book aims to identify common types of cyber crime and the ways you can protect yourself from them. It is not an exhaustive list, in what is an ever-changing landscape, but by following the advice given you can increase your personal knowledge and protection.

PROTECT YOURSELF

The Met Police also have other books in their series to help protect you against fraud and cyber crime. Known as the Little Media Series, they all contain help and advice to keep you, your family and your business safer. They can be found at www.met.police.uk/littlemedia



SMEs can be found everywhere: on the high street, industrial estates, online and at home, and they are vital to the overall success of the British economy. Often, with limited resources and turbulent economic conditions, SMEs typically prioritise innovation and growth over due diligence, online security and risk mitigation. These issues can often be seen as expensive, burdensome and time consuming business practices. It is important though that these areas are acknowledged and reviewed and that companies are aware of the risks their businesses face from cyber criminals.

If you're a business, suffering reputational damage and financial loss, no matter the amount, may mean the failure of a company. In addition, theft or loss of data can have a considerable effect on your reputation and may lead to significant fines from the Information Commissioner's Office.

In addition to this book, the Eastern Cyber Resilience Centre supports businesses and third sector organisations to their reduce the risk of cybercrime by increasing their cyber resilience, with free support and guidance, alongside local Cyber Police Protect Officers. The Cyber protect officers offer awareness presentations, tabletop exercises and a Cyber Escape Room. If you would like to know more, please visit www.ecrcentre.co.uk/police-protect-network or email us on enquiries@ecrcentre.co.uk.



When talking about cyber crime, it is useful to distinguish between the two different categories.

Cyber-dependent

Cyber-dependent crimes (or 'pure' cyber crimes) are offences that can only be committed using a computer, computer networks or other form of information communications technology (ICT). This includes the spread of viruses or other malware, hacking and distributed denial of service (DDoS) attacks. All of these will be explained later in this book. All cyber-dependent crimes are in violation of the Computer Misuse Act 1990.

If a device or network is connected to the internet, it can be attacked by a cyber criminal. If they manage to gain access, they can steal your data, monitor what you're doing or even take control. In addition, they can use data gathered this way to commit further offences like accessing online bank accounts, or committing fraud.

Cyber-enabled

Cyber-enabled crimes are traditional crimes, such as fraud, which can be increased in their scale or reach through the use of computers, or other ICT devices (i.e. mobile phones or computer networks).

According to Action Fraud, it is estimated that at least 85% of fraud reported nationally is cyber enabled. This is because computers allow criminals to target a much wider audience for their frauds, with several fraud types being more common than others. Some are outlined in this book, and others are detailed in the Little Book of Big Scams, Little Booklet of Phone Scams and Little Booklet of Investment Scams, published by the Metropolitan Police.



CYBER-DEPENDENT: HACKING

Hacking occurs when a criminal manages to gain unauthorised access to a computer system. There are a number of ways in which computer systems can be hacked.

Password attacks

The criminal will use computer programs that attempt to guess passwords to allow access to a system. The program will generate passwords based on pre-defined terms and will then use these passwords to try and break into the system. Given enough time, and computing power, most passwords can be cracked. This can be made easier by the criminal successfully investigating the potential victim via data leakage (see page 21) and adding more of the victim's personal information to their password cracking program.

Application attacks

This involves targeting weaknesses in the computer system's applications or programs. Often programs or software will have vulnerabilities that can be exploited to allow security to be breached.



HOW TO PROTECT YOURSELF FROM HACKING

Use a firewall

A firewall is designed to protect one computer network from another. They are used between areas of high and low trust, like a private network and the internet. Firewalls offer protection by controlling traffic entering and leaving a network. The firewall does this using a set of filters or rules that are set by the user to allow or block particular types of traffic.

Most personal computer operating systems come with a software firewall installed and turned on. However, this is always worth checking.

For businesses, a dedicated firewall can help further protect against hackers accessing your systems if correctly set up.



Keep software updated

It is important to make sure any software on your computer is kept up to date as its designers are constantly improving it as new vulnerabilities are discovered. This is done by downloading updates or 'patches' from the software developer. It is also important to make sure that up to date software is used as older software may be redundant and not have updated support. This means that any new vulnerabilities found by cyber criminals will not be fixed, leaving the software vulnerable to attack. This is especially true for operating systems.

You can turn on automatic updates for your devices and software that offer it. This will mean you do not have to remember each time.

Some devices and software need to be updated manually. You may get reminders on your phone or computer. Do not ignore these reminders. Updating will help to keep you safe.

HOW TO PROTECT YOURSELF FROM HACKING

Have strong passwords

Often IT system security is breached because a default password on software or hardware has not been changed. It is important that all default passwords are changed as soon as practicable.

The National Cyber Security Centre and the Metropolitan Police Service recommend starting with three random words put together, for example **GrinningSkydivingOtter**.

To add to this, there are a number of general rules regarding passwords that will make them even more secure:

- ⚠ The longer the password, the harder it is to crack. Aim for at least 14 characters.
- ⚠ Use a combination of uppercase, lowercase, numbers and symbols. For example, **GrinningSkydivingOtter£33**
- ⚠ Try not to include just words found in the dictionary, as this makes them easier to crack.

- ⚠ Try to avoid personal details, like family or pets names, dates of birth or favourite sports teams.
- ⚠ Use different passwords for different accounts, especially for your email address. If your email account is hacked all your other passwords can be reset, so use a strong password that is different to all your others.
- ⚠ Check to see if your email address or password has been leaked in a previous data breach on <https://haveibeenpwned.com>

GrinningSkydivingOtter£33



7



Two Step Verification

Two step verification is a way of granting access to an area or system only after the user has provided two or more pieces of authentication. For example, you can't take any money out of an ATM with just a bank card, or just a PIN code, you need both.

Two Step Verification is sometimes known as 2SV, Multi Factor Authentication, Two Factor Authentication or 2FA.

Most large providers (Google, Amazon, Facebook, LinkedIn etc.) have 2SV available, information on which can be found by searching their webpages.

Basic 2SV usually involves either providing a phone number, so your phone is messaged when someone (including you) tries to log into your account, or an app installed on a smartphone which continually provides a new time sensitive code to allow you access to your account.

This way, a criminal needs both factors (in this example, your password and your phone) to gain access to your accounts or systems.

For further information and help on 2SV, go to <https://www.ncsc.gov.uk/cyberaware/home>

If you are a business, it is worth considering using two step verification on your systems, as well as encouraging staff to use it for their personal accounts.



A Distributed Denial of Service (DDoS) attack is an attempt to make an internet based service, such as a website, unavailable by overwhelming it with data traffic. Usually this is achieved by sending a flood of simultaneous requests to a server, which causes the server to crash as it struggles to respond to more requests than it can handle. These types of attacks are frequently carried out against websites, usually using a network of remotely controlled computers sometimes referred to as a botnet. The computers that are part of the botnet have usually been infected with malicious software (see page 17) allowing the cyber criminals the ability to direct traffic at the victim's server.

DDoS attacks in themselves do not cause damage to your systems. When the attack stops, your server and attached services should return to normal. Loss of systems though, for whatever time frame, can lead to loss of sales or reputational damage.

DDoS attacks can also be used as a smokescreen to camouflage or draw attention away from other illegal activity an attacker might be committing against a company's systems, such as stealing data from the network.

Most victims of DDoS attacks are high profile organisations such as multinationals, government agencies, banks and other financial institutions. However, no organisation is immune and it is important to be aware that this type of attack can happen.

DDoS extortion

DDoS extortion involves a cyber criminal contacting a business and threatening to subject them to a DDoS attack if they do not pay them a sum of money. These threats are usually made via email and request that funds are paid by the company via a hard to trace route such as cryptocurrency.



HOW TO PROTECT YOURSELF FROM DDoS

Know the signs of an active attack

Identifying that a DDoS attack is occurring allows for mitigation to be implemented at the earliest opportunity. The following symptoms could indicate a DDoS attack on your network:

- ⚠ Unusually slow network performance (opening files or accessing websites)
- ⚠ Unavailability of a particular website
- ⚠ Inability to access any website
- ⚠ A dramatic increase in the number of spam emails received

If an active attack is occurring, you should make contact with your internet service provider, as well as your web host, to make them aware. You should also contact law enforcement.



Invest in DDoS mitigation

There are numerous different DDoS mitigation applications available from various suppliers. These work by analysing data traffic and identifying rogue traffic, which is then not allowed to reach the target server.

DDoS extortion

If you are the victim of DDoS extortion do not pay any demands. Retain any emails sent by the cyber criminal and report the incident directly to law enforcement (see page 28).



SOCIAL ENGINEERING – HACKING THE HUMAN

Social Engineering is defined as “The clever manipulation of the natural human tendency to trust.” It’s easier to trick you into opening an infected email than it is to hack into your system. Due to this, social engineering has become much more prominent, and cyber criminals are trying more diverse ways to get people to undertake tasks, provide information or hand over money using these techniques.

Types of social engineering

Phishing

Often cyber criminals will send emails pretending to be someone else, for example a bank, online auction site or government department. The aim of the email is to install malware or obtain login credentials. Due to the nature of the internet, they can send out the same email to countless recipients at the same time. According to studies done by ISACA, 90% of cyber breaches started with phishing emails.

By making the email appear to be from a legitimate source, the receiver is more likely to reply or take the action requested in the email.

Software is available that can alter, or “spoof” an email address in the sender line of an email. This means that when you look at the email, it appears to have been sent from someone else.

Alternatively, the email might be sent from an email address that is similar to the genuine sender i.e. @ecrccentre.co.uk instead of @ecrcentre.co.uk (adding an extra ‘c’).

Without taking time to check the authenticity of the sender’s address, the receiver may believe the email is from a genuine source.

The phishing email, for example, could request log on details for internet banking websites, which look identical to real ones. This may be under the guise of security questions to confirm the receiver’s identity. Once inputted, these details can be harvested by the cyber criminal and can be used to steal from online bank accounts or make purchases from online retailers.

Phishing emails may also contain malicious software (see page 17) in attachments that you are directed to open.

The cyber criminal may send tens, or hundreds, or thousands of the same phishing email to different email addresses hoping that a small percentage of recipients will reply. It can only take one response with the right information for a cyber criminal to have the opportunity of making thousands of pounds.

If you get a phishing email, forward it to the suspicious email reporting service at report@phishing.gov.uk



Spear phishing

Spear phishing is a more direct form of phishing where the email will target a specific person. Often, the 'sender' is shown as a person the receiver knows, for example a work colleague, a more senior employee or someone from the company's IT department.

The email may also contain other information about the receiver that has been obtained from the internet such as universities attended or restaurants visited. This information is known as data leakage (see page 21), and can make the email seem more genuine.

Smishing

Smishing is the SMS equivalent to phishing, so the malicious message appears on your phone as a text. Criminals can disguise their phone number to make it look like from a reputable source and try and convince you to click on an attached link. When received, these messages can appear in the same text thread as genuine messages.

You can forward smishing messages, free of charge to **7726**.

HOW TO PROTECT YOURSELF FROM SOCIAL ENGINEERING ATTACKS

The best defence against social engineering attacks is knowledge, whether this is individually, or as staff education and awareness training. By making people aware of the issue, they will be able to combat it.

How to check the sender email address on an email.

Hovering the mouse cursor over the email address shown in the sender box should show the email address the email has actually come from. Be aware though, this function can be overridden. Also, check that the email address shown is a genuine email address and has not been spelt incorrectly such as @ecrccentre.co.uk instead of @ecrcentre.co.uk.

Often phishing emails will be sent from an email account similar to a genuine company email address for example police@gmail.com or police@yahoo.com rather than a genuine corporate account such as @met.police.uk. This gives the impression that the email has come from a legitimate sender, as the corporate name is shown in the sender email address. Each email platform will have ways in which the actual sender of the email can be found. An internet search will help you find the way for your own specific email platform.



What to do if a request is made to provide bank details, personal information or log-in details.

If a request for this type of information is made, then it should be verified by making contact with the organisation. Don't reply to, or use any of the contact details from the email, instead use already established details. If you have no contact details already, contact the organisation using details sourced from an internet search.


In addition, neither banks, nor police will ever ask for passwords, bank cards or PIN codes, and will certainly never ask you to withdraw or transfer money.

Never login to any type of account (shopping, social media, financial, etc.) by clicking on a link you've received in a text or email. Always go to your browser independently, and use your usual links.

DMARC email certification

For businesses, software called DMARC is also available to help protect against phishing emails.

Domain-based Message Authentication, Reporting and Conformance (DMARC) is an email-validation system designed to detect and prevent email spoofing. It provides a process which allows a receiving organisation to check that incoming email from a particular domain is authorised by that domain's administrators and that the email and its attachments have not been modified during sending. It is used to combat certain techniques often used in phishing emails such as forged sender addresses that appear to originate from a legitimate organisation or email address.



PAYMENT FRAUD

Payment fraud (sometimes called Business Email Compromise) is a specific type of cyber enabled fraud which targets businesses with the intention of getting them to transfer money to a bank account operated by the cyber criminal. Payment fraud is becoming one of the most prolific frauds targeting UK businesses, and so deserves a special mention.

There are two main types of payment fraud, CEO fraud and Mandate Fraud. Both are usually targeted at staff within a company's accounts department and use spoofed sender email addresses.

CEO fraud involves an email that claims to be from a senior member of staff within a company such as a CEO (Chief Executive Officer). The email will ask the receiver to make a payment or transfer funds for an ongoing or new business transaction. Often the payment request is marked as urgent and pressure is applied to the receiver to make the payment as soon as possible.

Mandate fraud involves an email which appears to come from a known supplier. The email will request that future payments for products or services are made to a new bank account and give a reason for the account change.

In each instance, the new account will be under the control of the cyber criminal and any funds paid in to it will be lost.



HOW TO PROTECT YOURSELF FROM PAYMENT FRAUD

If an email is received requesting a change of bank details on an account or a one off payment, verify this by making direct contact with the organisation or person requesting the change using established contact details. Don't be pressurised by any email, or follow up phone call, as this may be the criminal. Always double check.

Case study

The Finance Director of a small HR company received an email they believed was from the company's CEO as their email address was shown in the sender box of the email. The email directed the Finance Director to make a payment in to a bank account shown on the email. Believing the request was genuine the Finance director transferred £30,000 to the account. The Finance Director was contacted by the company's bank regarding the transaction, and its authenticity, and confirmed to the bank it was a genuine transaction. It was later discovered that the request was fraudulent and the funds that had been transferred could not be recovered.

Police identified that both the CEO's and Finance Director's business email addresses were shown on the company's website therefore greatly assisting the cyber criminal in creating the spear phishing email. It was also found that by hovering over the email address on the email sent by the criminal the true sender email address could be seen.



The term malware refers to malicious software. This is software that is designed to gain unauthorised access to computers or other connected devices, and disrupt their normal operation or gather information from them.

Malware can infect a computer or network from a number of sources including:

- ⚠ Contaminated email attachments
- ⚠ Visiting infected websites, either directly or via links
- ⚠ From malicious files stored on external devices such as memory sticks



Common types of malware

Spyware

Spyware is designed to steal information about your activity on a computer or other device. Spyware can record screen shots, log keystrokes or even watch you through your webcam. This enables the criminal to harvest inputted data and use it themselves, such as your internet banking passwords.

Remote Access Trojans (RATs) are a type of spyware which allows a cyber criminal to remotely connect to infected devices and control them as if they were the authorised user.



Virus/Worm

Viruses and worms infect systems and then spread to infect others. Once on a system they create copies of themselves, and can then spread onto any other connected computer. Worms and viruses can also carry additional “payloads” designed to perform harmful activity. This type of malware can rapidly cause widespread damage. Worms can enable attackers to create a network of hijacked machines (sometimes referred to as a botnet) which can be used in a distributed denial-of-service (DDoS) attack (see page 9).



Ransomware

Ransomware is a dangerous form of malware that enables cyber criminals to remotely lock down files on a computer or device. This prevents the operator from accessing the files; making them unusable. Once the files have been locked, the criminal will make contact with the victim and offer to unlock them for a fee, or ‘ransom’. Payment is usually requested via a hard to trace route, such as cryptocurrency.

The UK has seen an alarming rise in ransomware attacks against businesses of all sizes, but especially against the legal, education and manufacturing sectors. Not only are the numbers of ransomware attacks increasing, but so is the severity of the attacks.

In addition, there is an increase in the use of the “double extortion” methodology, where not only is the data encrypted so the victim cannot access it but it’s stolen too. The data is then leaked to the public if the victim doesn’t pay, resulting in reputational damage and risk to the data subjects.

HOW TO PROTECT YOURSELF FROM MALWARE

Use antivirus software

Ensure antivirus is installed on all of your applicable devices. This includes most smartphones, computers and servers. It will monitor for malware within the device's memory, processes and storage and alert you if any is found. Most antivirus software can remove malicious software it has detected and repair damage it may have caused.

It is important to make sure any antivirus software is kept up to date as its designers are constantly improving the software as new malware programs are discovered. This is done by downloading updates or 'patches' from the software provider.



Back up your data regularly

Make regular backups of important work and data to a separate device such as a portable hard drive, and check that backups have been successful. If possible, backups should be encrypted and stored offline, in a safe place, such as a fire proof safe. If your computer is infected by malware, such as ransomware, it can then be restored using the backup and any locked or lost data can be restored. Ideally, you should backup data to two separate locations, only one of which should be in the cloud (see page 33).

Encrypt your data

Make sure that your data, especially business critical, or data that has Personally Identifiable Information (PII) is encrypted at all times, especially when you're not using it. This way, if someone does manage to exfiltrate (steal) your data, they won't be able to read it, or publish it as part of a ransomware attack.

Implement device control

Prevent malware from infecting computers by restricting what devices can be connected to them such as USB drives and smartphones. These can carry malware which can transfer to the host computer when they are plugged in to it. Don't connect any unknown or untrusted device to your systems.

Don't follow links or open attachments in emails unless from a trusted source


Opening links and attachments in emails may allow malicious software to be downloaded on to your system or device. Malware can be concealed in email attachments or downloaded from a malicious webpage. If you receive an email from an unknown source, or it's a trusted source, but the email isn't like their usual email, don't click on any link without checking first.

Use a firewall

See page 6 for further information on firewalls.

Case study

A small independent travel company were the victim of ransomware malware after a member of staff opened an attachment on an email they had received. The malicious software had been embedded in the attachment and was launched when it was opened. The malware encrypted a number of important files on the company's server which meant that company could not operate effectively for a number of days leading to a loss in revenue.




The information you post online can be a treasure trove for a cyber criminal. Social media sites are used by millions of people every day, and many people have online profiles where a significant amount of information is detailed about them, their employment and their education.

In the same way a criminal may see you are on holiday from a social media post and burgle your house, a cyber criminal may use a work contact email address or details of a conference you are attending, which you have posted online, to assist in a cyber attack against you.

It is very easy for a cyber criminal to create a spear phishing email from the information that can be found online using simple searches via a search engine. This is called 'open source information' and is available on the internet without requiring access to secure areas on any website.

For example, a simple tweet about a visit to a restaurant could be used to create a spear phishing email that appears to come from the restaurant. This email may offer you the opportunity to enter a competition or claim a discount on your next visit by completing a form attached to the email. This form may contain malicious software and on opening it the malware can spread on to your computer.



HOW TO PROTECT YOURSELF FROM DATA LEAKAGE

Be wary of what you post online

Does the information have to be in the public domain?

Know what information can be found about you online

Complete a simple open source internet search to see what data is available about you. There may be information posted by others that you are not aware of, or information you did not know was posted in the public domain.

Separate business information from personal information and who can see which

Don't have personal contact details on business websites and vice versa. Keep work and personal life separate.


Have high security settings on social media sites

Don't let everyone see everything. Make sure that personal information and details

you only want friends or colleagues to see are kept private by using the security settings on social media sites. Set them to ensure that only the people you want to see your information can see it, and encourage your friends and family to do the same. In addition, be wary of people that want to follow or friend you. Consider what interest they may have in you and whether they are suitable to see personal information about you.

Particular care should be taken around posting direct business contact email addresses online. These can be used by cyber criminals to create spear phishing emails. A contact@ or info@ email address is often a simple solution.

If you are the director of a company, a wealth of information is available about you and your company via the Companies House website and other business websites. If you have a business registered at your home address this address will be shown online.



Publicly available Wi-Fi connections or ‘hot spots’ can be useful for accessing the internet when you are not at home or your workplace. Not all Wi-Fi connections are secure though, and there are ways in which they can be used by cyber criminal to intercept your data.

Sniffing

Sniffing is a technique whereby the cyber criminal can connect to the same Wi-Fi network as you, and see any data you send. By doing this they can steal passwords, login details and sensitive information and then either use it to commit offences against you, or sell it on to another party. Even if you are not typing login credentials into your device every time you open an app on a phone, such as an email or social media application, login details are sent across the network and can be intercepted.



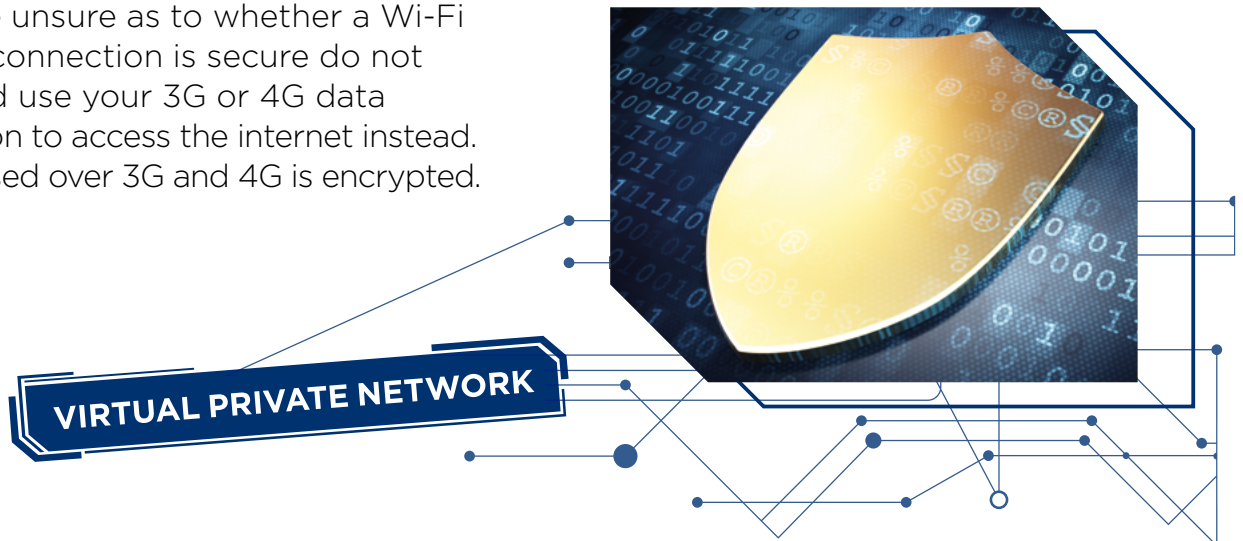
Evil Access Points

Alternatively, cyber criminals can set up their own public Wi-Fi hotspots in an attempt to get you to connect to them. First they connect their computer to the internet, then they imitate a Wi-Fi connection, often calling it something like ‘free_wifi’ or ‘coffee_shop_wifi’. Once you connect to the hot spot you are effectively connecting to the criminal’s computer and they can capture any data you are sending.



Protect yourself

- ❗ Use a Virtual Private Network (VPN) when accessing public Wi-Fi connections. By using a VPN all your data will be encrypted as it's transferred over the network so that if it's intercepted by anyone, they won't be able to read it. VPNs can be downloaded onto phones and computers as an app.
- ❗ Don't do anything on public Wi-Fi that you wouldn't want a cyber criminal to see, such as online banking, accessing company emails or anything that requires you to enter a username or password.
- ❗ If you are unsure as to whether a Wi-Fi hotspot connection is secure do not use it and use your 3G or 4G data connection to access the internet instead. Data passed over 3G and 4G is encrypted.



What is at risk?

Businesses are even more likely to be targeted by cyber criminals. Your money, your reputation, your data, your IT equipment and IT based services such as websites and payment systems are all at risk.

Data can take many forms and includes client lists, payment information, product details and private company information. There can be a risk to data wherever it is stored whether this is on company IT systems and devices or in the cloud.

An IT breach can be costly both in the cost to fix it and reputational damage. A breach could also lead to funds being stolen or fraudulently transferred from company bank accounts. A loss of data may also incur a significant fine from the Information Commissioner's Office.

Who could pose a threat?

⚠️ Criminals looking to steal from you – whether this is data or money. They may also wish to disrupt your systems so your business cannot function normally.

- ⚠️ Competitors wanting to obtain your private company data or wanting to disrupt your operations.
- ⚠️ Your own staff. Your employees may have access to a significant amount of data and information held by your company. Disgruntled employees may steal this with the intention of passing it to competitors or to the highest bidder. Staff may also be tricked or 'socially engineered' in to providing data they should not have to a cyber criminal.
- ⚠️ Hackers wanting to show off their skills and prove to others that they can breach your security.

How to protect your business

SMEs face a particular difficulty in balancing their cyber prevention activities with the resources they have available in both money and time.

It is important that SME's do not put profitability at risk by implementing unnecessary and expensive 'gold standard' cyber control systems. Instead, a basic, pragmatic and practical approach is best.

Understand where your business is most at risk of cyber attack.

Conduct a review of your business functions and processes and consider how a cyber criminal may seek to exploit any weakness. This review should include both IT infrastructure and staff awareness and training.

Develop systems and processes to reduce these risks.

Focus on closing gaps that could be targeted by a cyber criminal and cause the greatest amount of damage to your business.

Create a cyber crime prevention culture within your business.

Train staff on how to spot cyber crime and what to do once identified. Cyber prevention training should not be a one-off activity and staff should be regularly updated in this area. All staff should be made aware of company cyber crime prevention policies and procedures.

Have contingency plans in place and test them regularly.

Being the victim of cyber crime can lead to a chain of events that can be incredibly disruptive, damaging and costly to your business. It is important that the relevant people are aware of their roles and responsibilities if a cyber crime is identified. Having effective plans in place will help your business recover as quickly as possible.

Regularly review your functions and processes.

Ensure that cyber crime mitigation is relevant and effective, and that process are adhered to. Where new security issues are identified implement new or improved procedures/ functions to mitigate these problems. Proportionality is key. Make sure the systems and processes you implement are appropriate to your business type and size.

Keep your software up to date.

Businesses especially need to ensure that the various software used in running their business is kept current to ensure that all vulnerabilities are closed as soon as they are found. As part of the cyber crime prevention culture, encourage your staff to do the same on their personal devices.



The European General Data Protection Regulation (GDPR) came in to force on May 25th 2018 and brought into effect a set of rules that anyone processing personal data must abide by.

Personal data is information that relates to an identified or identifiable individual. This means if you can identify an individual directly from the information you are processing, then that information may be personal data.

Data subjects now have more rights as to how their data can be used. This non-exhaustive list includes the right to be informed, to object, to rectify and to erase with regards to any data held about them.

The GDPR also introduces a duty on an organisation to report certain types of personal data breaches to the relevant supervisory authority. They must do this within 72 hours of becoming aware of the breach, where feasible. In addition, if the breach is likely to result in a high risk of adversely affecting individuals' rights and freedoms, they must also inform those individuals without undue delay.

If you fail to do so, you can be fined up to 2% of global turnover or €10m.

To ensure your organisation is GDPR compliant, it is *highly* recommended that you consult the Information Commissioner's Office's website at <https://ico.org.uk>



Reporting cyber crime is important. If you do not tell the authorities, how do they know it has happened, and how can they do anything about it? Remember that if you are a victim, however minor, there may be other businesses in a similar position. Your information may form part of a larger jigsaw, and may be vital to completing the picture, and catching the criminals.

Where to report

Report all fraud and cyber crime allegations to Action Fraud either online at www.actionfraud.police.uk

Or by telephone on **0300 123 2040**. If you are deaf or hard of hearing, you can use the textphone on **0300 123 2050**.

Unless:

- ❗ A crime is in progress or about to be committed.
- ❗ There is a locally known criminal or the criminal can be easily identified.
- ❗ The crime involves a vulnerable victim.

If this is the case contact police directly on 999, or the 101 if not an emergency. You can also report at your local police station.

Help disrupt criminals by reporting scam emails that you receive

Forward suspicious emails to report@phishing.gov.uk, and suspicious text messages to **7726** free of charge.

Reports of this type are forwarded to the National Fraud Intelligence Bureau, run by the City of London Police, for collation and analysis. This enables crucial intelligence to be gathered and preventative action to be taken. This activity seeks to disrupt the criminals and close down the links between them and victims.

FURTHER ADVICE

Below is a list of websites that you may find useful:

www.actionfraud.police.uk

Action Fraud is the UK's national reporting centre for fraud and cyber crime. If you have been the victim of cyber crime, you should report the incident directly to Action Fraud by telephone or via their website, (see page 28 for contact details). The Action Fraud website also has up to date information on numerous types of fraud and cyber crime and details of how to protect yourself when online.

www.cyberaware.gov.uk

Cyber Aware (formerly Cyber Streetwise) provides cyber security advice for small businesses and individuals, such as using strong passwords made up of 'three random words' and always downloading the latest software and app updates, that can help you protect your devices from cyber criminals. Its guidance is based on expert advice from the National Cyber Security Centre, a part of GCHQ.

For more information,
visit www.cyberaware.gov.uk

www.cyberchoices.co.uk

The Cyber Choices network was created to help people make informed choices and to use their cyber skills in a legal way.

This is a national initiative co-ordinated by the National Crime Agency and delivered by Cyber Choices teams within Regional Organised Crime Units and Local Police Force Cyber Teams.

To find out more please visit the Cyber Choices website on www.cyberchoices.co.uk

www.ecrcentre.co.uk

The ECRC is a police-led, not for profit company, set up to help SMEs increase their cyber resilience. With a free business community as well as affordable cyber services, we are policing led, business focused. Join our community for free today.

www.fsb.org.uk

The Federation of Small Business offers its members a wide range of vital business services including advice, financial expertise, support and a powerful voice in lobbying government. Their mission is to help smaller businesses achieve their ambitions.

PROTECT YOURSELF

www.getsafeonline.org

Get Safe Online is the UK's most popular source of easy-to-understand information about online safety. Their website is a unique resource providing practical advice on how to protect yourself, and your business against common types of cyber crime. The website contains guidance on many other related subjects too – including performing backups and data protection.

www.haveibeenpwned.com

The “Have I been pwned?” (an online gamer term) is a free website for businesses and individuals to check to see if an individual email address has been involved in any data breaches. By typing in an email address, you can see if/when it was involved in any data breach, and from where the breach occurred. This can help people see if their email or password has been made public, and to ensure that passwords are changed.

www.ico.org.uk

The role of the Information Commissioner's Office's is to uphold information rights in the public interest. Their website contains information on how to comply with relevant legislation regarding the

management of personal data including protecting personal information and providing access to official information.

www.nationalcrimeagency.gov.uk

The National Crime Agency (NCA) leads UK law enforcement's fight to cut serious and organised crime. Their website contains information regarding current crime threats and online safety guidance for businesses.

www.ncsc.gov.uk

The National Cyber Security Centre (NCSC) is a part of GCHQ and is the UK's lead authority on cyber security.

The NCSC's main purpose is to increase cyber security and cyber resilience. It works with UK organisations, businesses and individuals to provide authoritative and coherent cyber security advice and cyber incident management, underpinned by world-class research and innovation. NCSC also provides incident response to minimise harm to the UK, help with recovery and learn lessons for the future.



www.ncsc.gov.uk/collection/small-business-guide

How to improve your cyber security; affordable, practical advice for businesses.

The NCSC has created a guide for small business providing five quick and easy steps that could save time, money and even your business' reputation.

www.nomoreransom.org

The “No More Ransom” website is an initiative by the National High Tech Crime Unit of the Netherlands' police, Europol's European Cyber Crime Centre and private cyber security companies. Its goal is helping victims of ransomware retrieve their encrypted data, without having to pay the criminals. Since it is much easier to avoid the threat than to fight against it once the system is affected, the project also aims to educate users about how ransomware works and what countermeasures can be taken to effectively prevent infection.

www.ukfinance.org.uk

UK Finance is the trade association representing the banking and finance industry operating in the UK. It represents more than 250 firms in the UK providing credit, banking, markets and payment-related services. Their website contains a wealth of information on how you can protect yourself and your business from fraud and cyber crime.

Part of UK Finance's campaign is Take Five to Stop Fraud which urges people to stop and consider whether the situation is genuine – to stop and think if what they're being told really makes sense.

www.takefive-stopfraud.org.uk



ADDITIONAL SUPPORT FOR BUSINESSES

CiSP

The Cyber-security Intelligence Sharing Platform (CiSP) is operated by the NCSC and allows members from across different sectors and organisations to exchange cyber threat information in real time, in a secure and dynamic environment whilst operating within a framework that protects the confidentiality of shared information.

The platform contains a number of open and closed forums allowing users from specific business areas or with particular interests to share information with other like-minded users.

For more information, or to join CiSP see:
www.ncsc.gov.uk/cisp



Cyber Essentials

The Cyber Essentials scheme provides businesses, both small and large, with an accreditation that allows your company to advertise the fact it has met a government endorsed standard of cyber security. By focusing on basic cyber hygiene, your company will be better protected from the most common cyber threats.

Cyber Essentials is for all organisations, of all sizes, and in all sectors. This is not limited to companies in the private sector, but is also applicable to universities, charities, and public sector organisations.

Cyber Essentials is mandatory for central government contracts advertised after 1 October 2014 which involve handling personal information and providing certain ICT products and services.

The Cyber Essentials scheme has been developed in close consultation with industry as part of the UK's National Cyber Security Program.

For more information visit:
<https://www.ncsc.gov.uk/cyberessentials>



Botnet

A collection of infected computers which can be remotely controlled by a cyber criminal.

Brute force attack

The use of computer programs to try and identify the password allowing unauthorised access to a system.

Cloud computing

The term for a company or individual using a third party company to store their data, applications and files and access them through this company's system, rather than storing all their information on their own servers. Examples include iCloud, Amazon Web Services, Dropbox and Google drive.

Cookies

Files held on your computer containing information about your website usage.

Data loss

The accidental loss of data, not its theft.

Data theft

The deliberate theft of data.

Data leakage

When information about a person or business is published online. This information may be used to construct spear phishing emails.

Distributed Denial of Service attack (DDoS)

An attack launched on a system by a network of computers, called a Botnet, which causes disruption to a computer or website.

Email malware distribution

Malware which is delivered via an attachment in an email.



MALICIOUS SOFTWARE

Exploits

These are designed to take advantage of a flaw or vulnerability in a computer system, typically for malicious purposes such as installing malware.

Hacktivism

This is hacking that takes places for political or social purposes.

Keylogging

This involves the logging of keystrokes on a compromised computer or device.

Malware

This is malicious software which includes spyware, Trojans, viruses and worms.

Patches

These are fixes for vulnerabilities found in software, operating systems or applications.

Phishing emails

This is the process of tricking recipients into revealing sensitive information via the sending of fraudulent emails.

Ransomware

This is a type of malware that denies you access to your files or computer until a ransom is paid.

Social Engineering

This refers to the manipulating of victims into disclosing information or completing a task they would not usually do.

Spear phishing

This is targeted phishing often using spoofed email addresses and containing information found from 'data leakage' to add legitimacy to its content.

Spoofing

Email spoofing is when the sender email address is falsified to assist in social engineering. Software available online is used to hide the true sender of an email.

Spyware

This is malicious software that allows cyber criminals to obtain private information without a user's knowledge. It may record keystrokes or which websites have been visited and pass this information to the cyber criminal.

Trojan

Trojans are malicious programs that appear to be something they are not. This could be a download that states it is a video player when in fact it is malware.

Virus

Viruses are pieces of malicious software that embed into a file and can be spread from one computer to another. They can be particularly harmful and may be used to steal data or take control of a computer – see Botnet.

Vulnerability

These are faults within programs that can be exploited by cyber criminals to attack computers, systems and mobile devices.




Worm

A worm is a type of virus that exploits a particular vulnerability within a system and uses this to spread itself to other systems.

Zombie

A zombie is a computer that can be remotely controlled by a cyber criminal. It will have been infected with malware and may be used as part of a botnet.



RANSOMWARE MALWARE

```
...ose ()  
for i in range(1, 1000):  
    attack()  
|<<<<....  
import socket, sys, os  
print "[REMOTE DDOS ADDRESS" + s'  
print "injecting " + sys.argv[2];  
def attack(N):  
    id = os.fork ()  
    s = socket.socket(socket.AF_T  
    s.connect((sys.argv[1], 80  
    print "> GET /" + sys
```

Inbox (6)

Starred

We would like to thank the Metropolitan Police Service's Protect Team for their time and effort in producing this booklet.

To contact the Eastern Cyber Resilience team, please email enquiries@ecrcentre.co.uk or visit www.ecrcentre.co.uk



**CYBER
SCAMS**



THE
EASTERN
CYBER
RESILIENCE
CENTRE